

# SPECIFICATION

**Part No.: COB LED Strip**



*NEWSTAR LED Lighting*

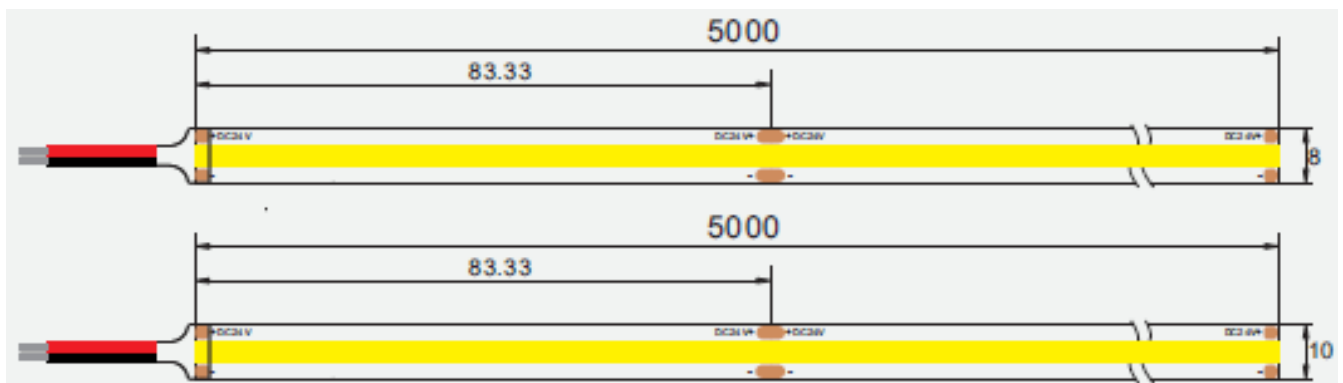
## Features

- High brightness.
- Long lifespan 50,000hours
- Energy-saving product
- Environment-friendly
- Certifications: CE & RoHS
- NO RF interference
- Easy to install and maintain
- Low in heat radiation and power consumption
- Uniform lighting effect without dot

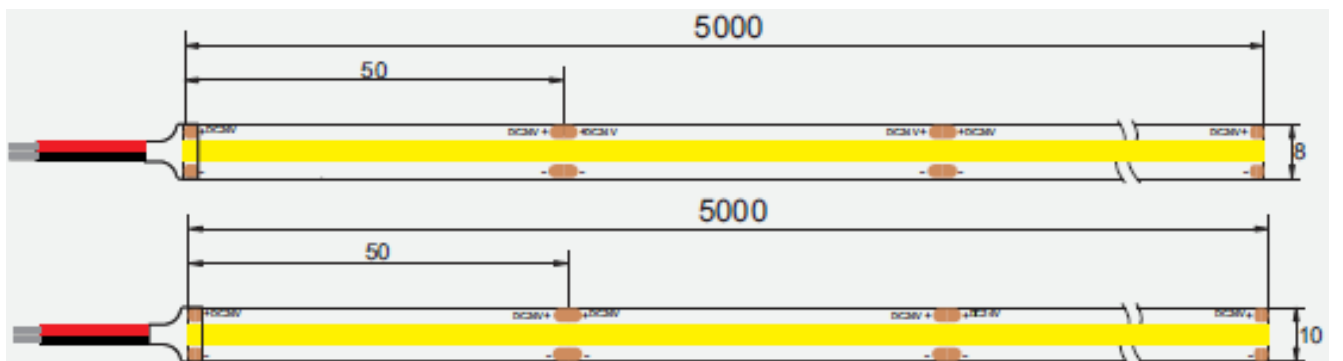


## Dimensions:

**384leds/m**




**480leds/m**

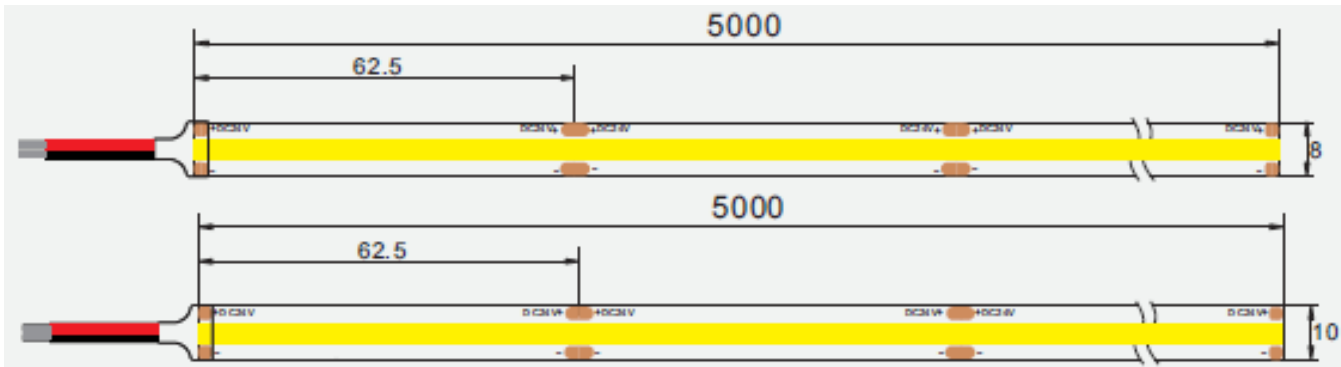


# SPECIFICATION

## 456leds/m



## 512leds/m

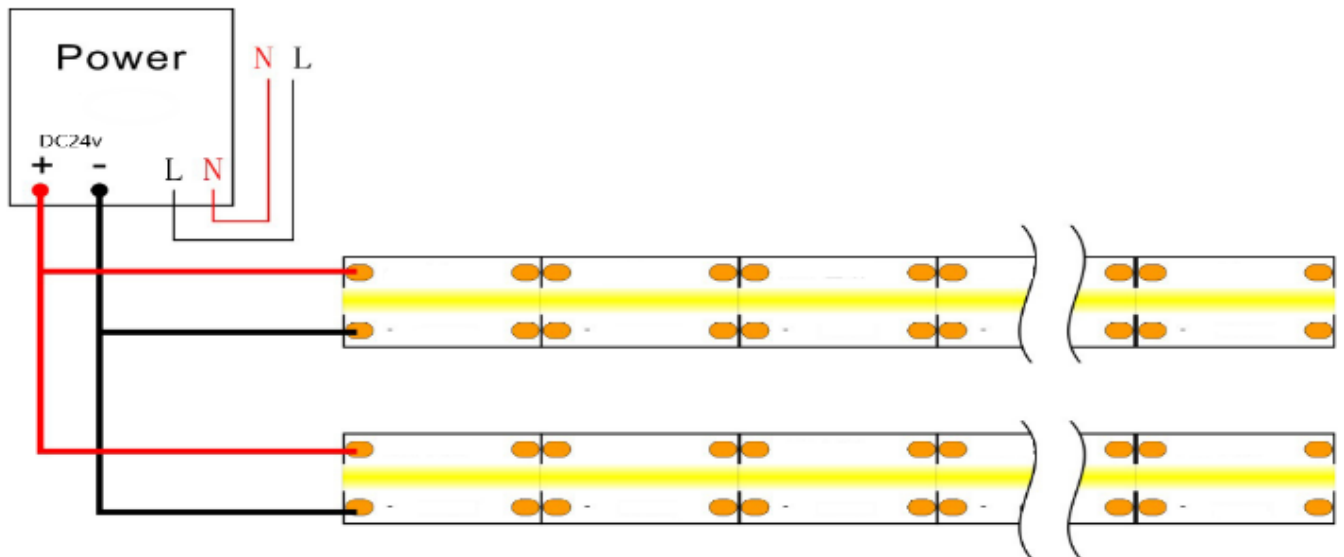


## Technical Specifications

Model	NSS-COB-240W	NSS-COB-384W	NSS-COB-480W	NSS-COB-512W
Light Source	240leds	384leds	480leds	512leds
Power	6w/m	8w/12w	9w/12w	10w/14w
Lumen	80-120lm/w			
Input Voltage(V)	DC12V/DC24V			
PCB Color	White, 8/10mm			
Chip	COB LED			
Certification	CE & RoHS			
Working Temperature	-30-60°C			
CRI (Ra)	>80Ra/90Ra			
IP Grade	IP20/IP65/IP67/IP68			
Color temperature	R/G/B/Y/W 2800-6500K			
Warranty	5 years			

# SPECIFICATION

## Instruction



### 1、 Connection

R/Y/B/G/W single color Non waterproof LED strip series: There are two wires for the product (Wire Pathway 22AWG; Wire Length 150MM), the Red one is connected to the positive section of the power supply while the Black one is for the cathode. If use the controller, the Red one is connected to the positive section of the controller while the Black one is for the cathode.

### 2、 Installation

3M glue on the back of the product. Rive off the protection paper then install the product to anywhere you need to.

### 3、 Installation Notice

- 1) Make sure the connection is correct according to the diagram.
- 2) Pay attention on the parameters limit on the above form. DO NOT run over the peak value.
- 3) Keep the surface of installation clear and level avoid breaking off.
- 4) Avoid the crook area is the just position of LED and other components, in order to protect the product and extend the lifespan of the product.

# SPECIFICATION

## Installation

### IP33 & IP65



Remove release paper

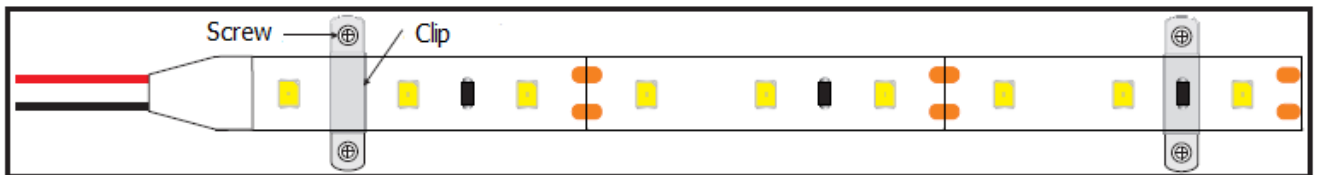


Clean mounting surface , straighten strip and fix it by 3M

### IP67 & IP68



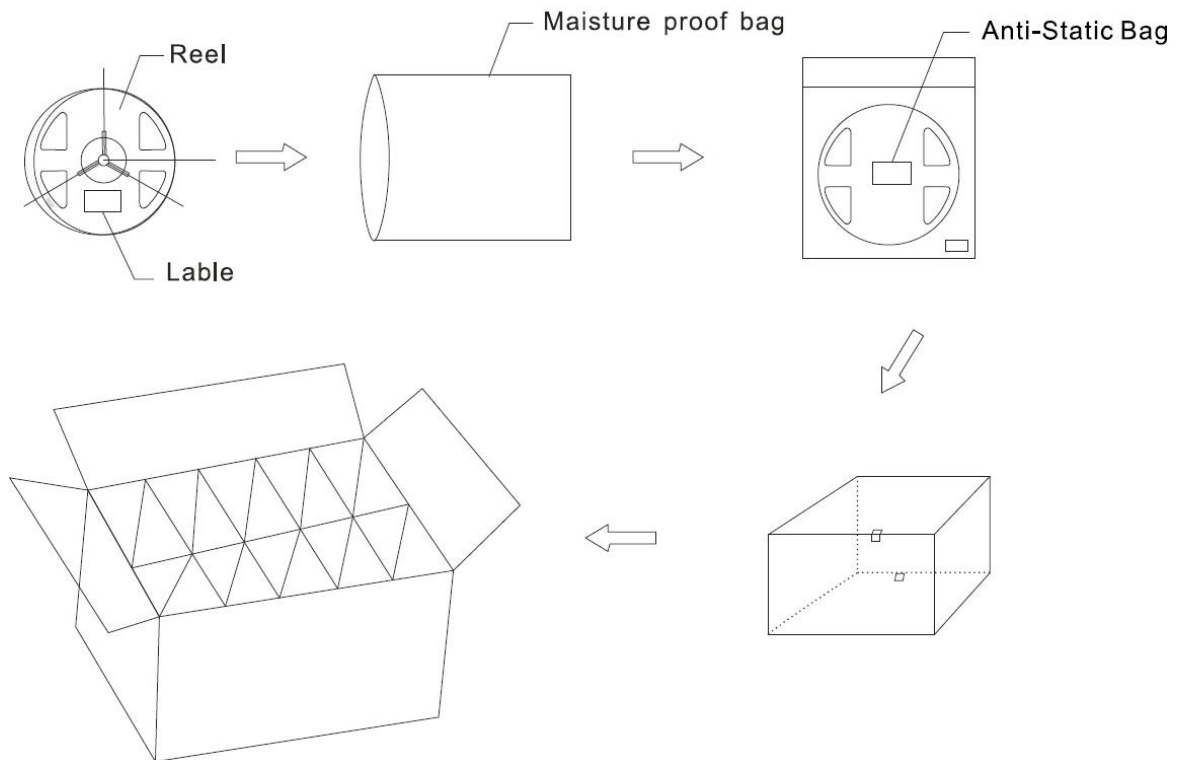
Clean mounting surface



Straighten strip and fix it by clip and screw

# SPECIFICATION

## Package



## Application

- Christmas/ Halloween show lighting
- For boat/barge decorations lighting
- Widely applicable as back lighting, cove lighting, decoration lighting, for home furniture, club, bar, hotel, commercial center
- Channel letter lighting using for stores, restaurants, bars
- Car interior and exterior lights
- Illumination lighting using walkway, canopy, stairway accent lighting, amusement park
- Outdoor illuminated signs and advertisements
- Other light sources